


# Millennium Development Goals and the Environment

## A Progress Update

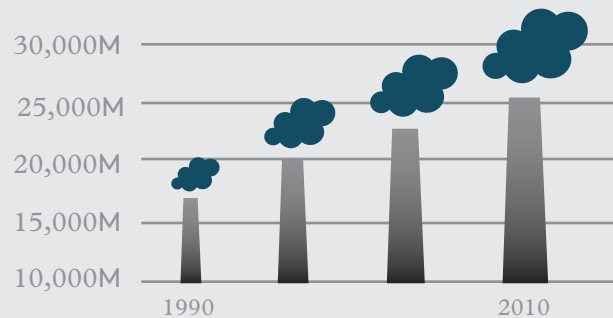
Overview of progress on Millennium Development Goal (MDG) 7, Ensuring Environmental Sustainability based on official indicators and data<sup>[1]</sup>. Here is an overview of how we are progressing (or not).

**Target 7.A:** Integrate the principles of sustainable development into country policies and programmes and reverse the loss of environmental resources.



**Total forest loss**  
Forest area decreased from 32% to 31% globally between 1990 and 2010

**135** MILLION HECTARES



### Carbon dioxide emissions

CO<sub>2</sub> emissions grew from 21,550 to 31,387 million tonnes/year at the global level

**30%**


global population experiencing water stress

9.2% of total water resources used in 2006



**98%**

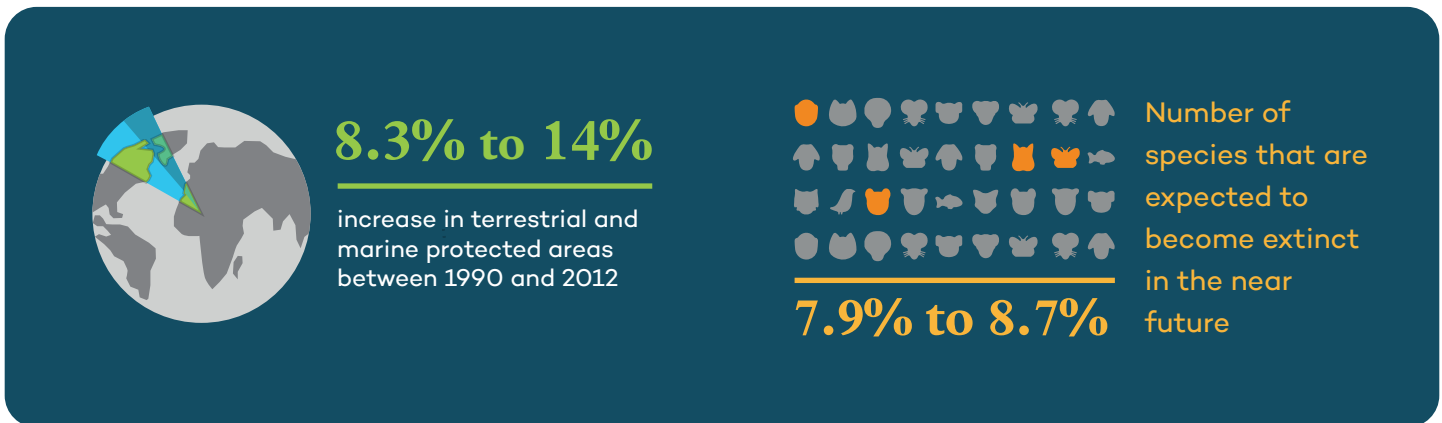
of substances contributing to the destruction of the ozone layer have been phased out of production and use



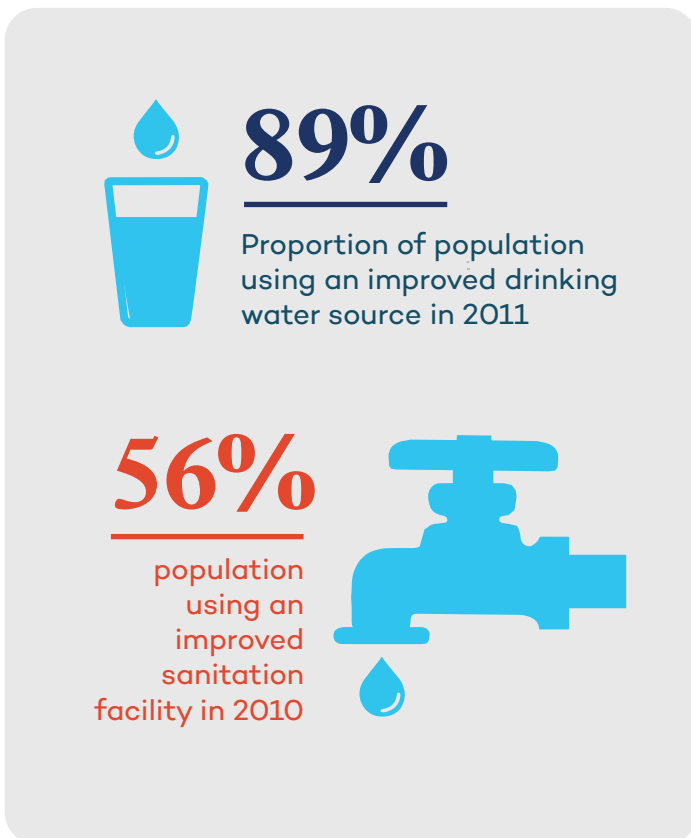
Out of 600 monitored marine fish stocks in 2009, 29% were considered exploited beyond safe biological limits

Proportion of fish stocks within safe biological limits (71%)

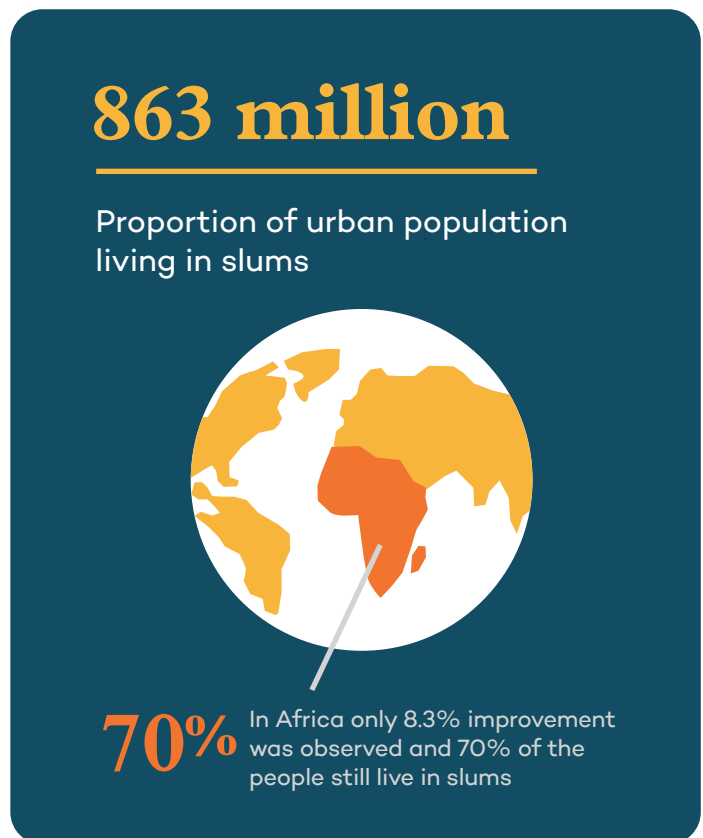
**Target 7.B:** Reduce biodiversity loss, achieving, by 2010, a significant reduction in the rate of loss



**Target 7.C:** Halve, by 2015, the proportion of the population without sustainable access to safe drinking water and basic sanitation



**Target 7.D:** Achieve, by 2020, a significant improvement in the lives of at least 100 million slum dwellers



For more information visit: [www.iisd.org/publications/global-goals-and-environment-progress-and-prospects](http://www.iisd.org/publications/global-goals-and-environment-progress-and-prospects)

<sup>[1]</sup> Data source: United Nations Statistics Division. (n.d.) Millennium Development Goals Indicators. Data Tables.